

GROUP 80A

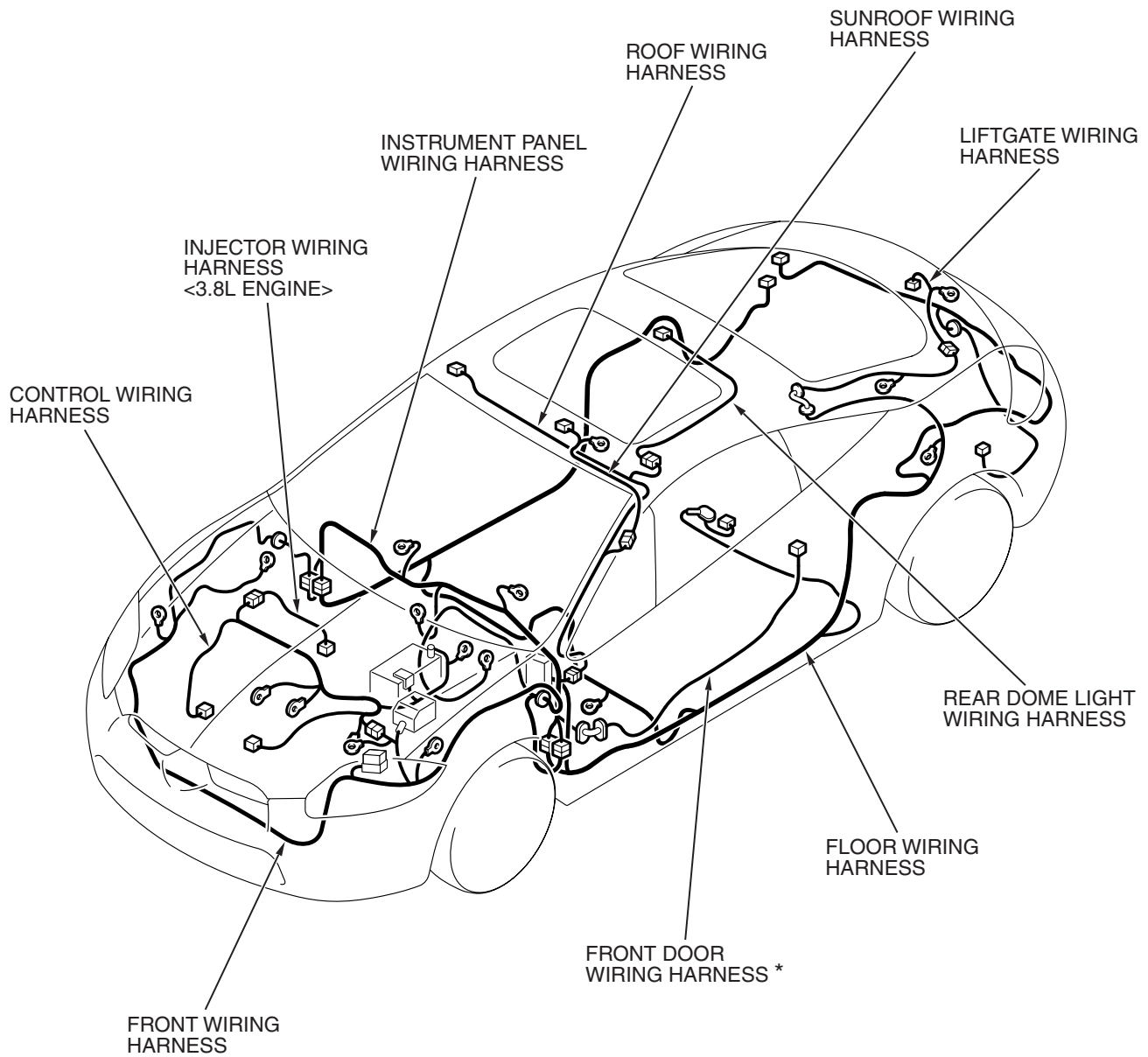
CONFIGURATION DIAGRAMS

CONTENTS

OVERALL CONFIGURATION DIAGRAM.....	80A-2	ENGINE AND TRANSAXLE <3.8L ENGINE>	80A-10
HOW TO READ CONFIGURATION DIAGRAMS	80A-3	DASH PANEL.....	80A-14
ENGINE COMPARTMENT.....	80A-4	FLOOR AND ROOF	80A-20
ENGINE AND TRANSAXLE <2.4L ENGINE>	80A-6	DOOR	80A-22
		LUGGAGE COMPARTMENT.....	80A-23

OVERALL CONFIGURATION DIAGRAM

M1801000101120



AC406113AB

NOTE:

1. This illustration shows only major wiring harnesses.
2. *: also equipped at the right side.

HOW TO READ CONFIGURATION DIAGRAMS

M1801000200555

The wiring harness diagrams clearly show the connector locations and harness configurations on actual vehicles. Some variations are included in one configuration diagram. Accordingly, some diagrams may not be applicable for individual vehicles.

Denotes connector No.
The same connector No. is used throughout the circuit diagrams to facilitate connector location searches.
The first alphabetical symbol indicates the location site of the connector and a number that follows is the unique number.
Numbers are usually assigned to parts in clockwise order on the diagram.

Example: A-19

- Number specific to connector (serial number)
- Connector location site symbol

A: ENGINE COMPARTMENT	D: FLOOR AND ROOF
B: ENGINE AND TRANSAXLE	E: DOOR
C: DASH PANEL	F: LUGGAGE COMPARTMENT

Denotes ground point.
Same ground number is used throughout circuit diagrams to facilitate search of ground point.
Refer to GROUP 70 COMPONENT LOCATIONS -GROUND MOUNTING LOCATIONS for details of ground points.

Denotes harness name.

Denotes a section covered by a corrugated tube.

The mark ★ shows the standard mounting position of wiring harness.

Denotes the color of the tube (If not specified, it is black).
R: Red
Y: Yellow

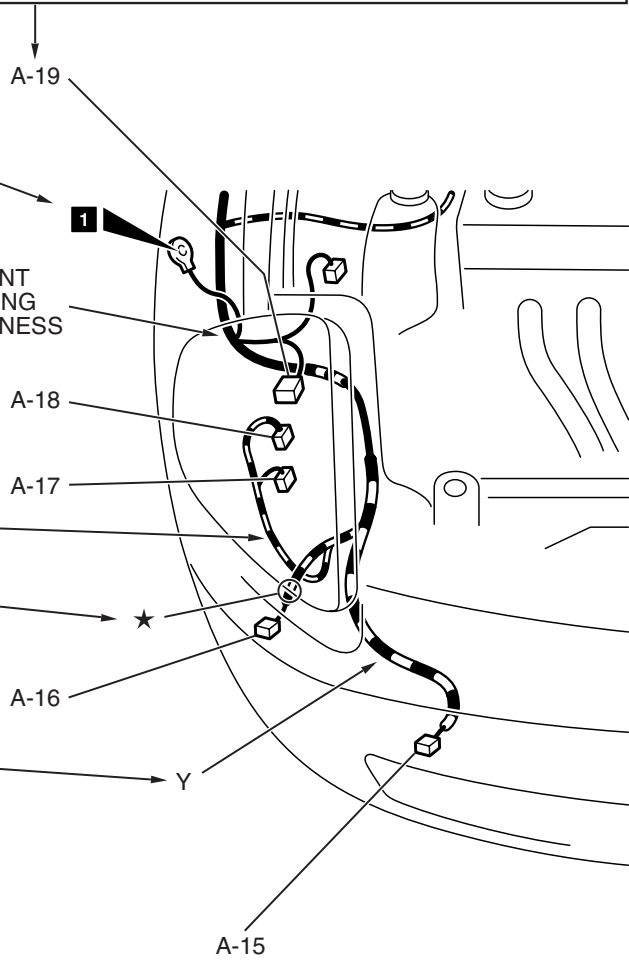
The number of connector pins and the connector color (except milk white)* are shown for ease of retrieval.

Example: (2-B)

- Connector color (milk white if no color is indicated)
- Number of connector pins

*: Typical connector colors

B: Black	BR: Brown
Y: Yellow	V: Violet
L: Blue	O: Orange
G: Green	GR: Gray
R: Red	NONE: Milk white

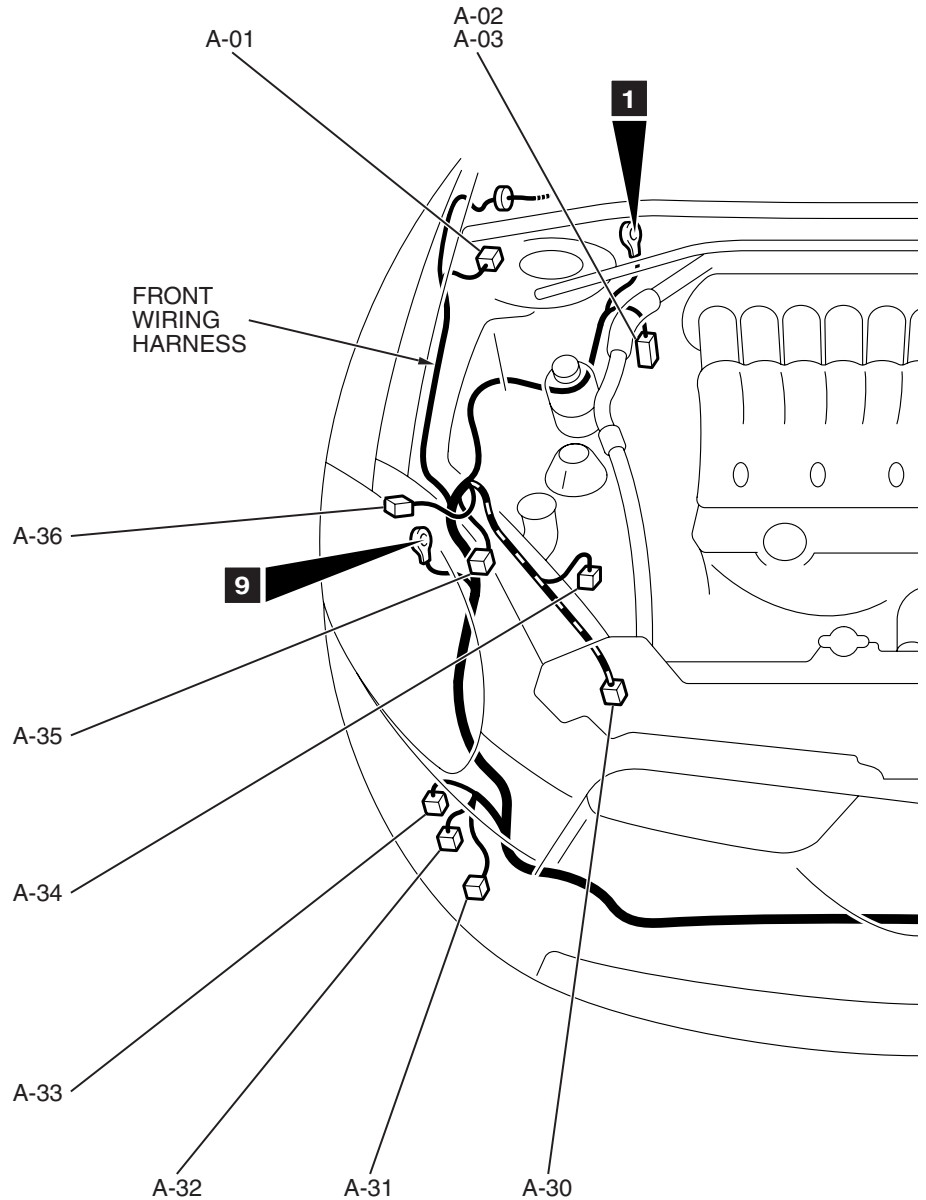
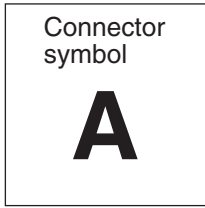


- A-15 (2) FOG LIGHT (RH)
- A-16 (2-GR) HORN (LOW)
- A-17 (2-B) HEADLIGHT (RH)
- A-18 (2-B) WINDSHIELD WASHER MOTOR
- A-19 (2-GR) DUAL PRESSURE SWITCH

Indicates the device to which the connector is connected.

ENGINE COMPARTMENT

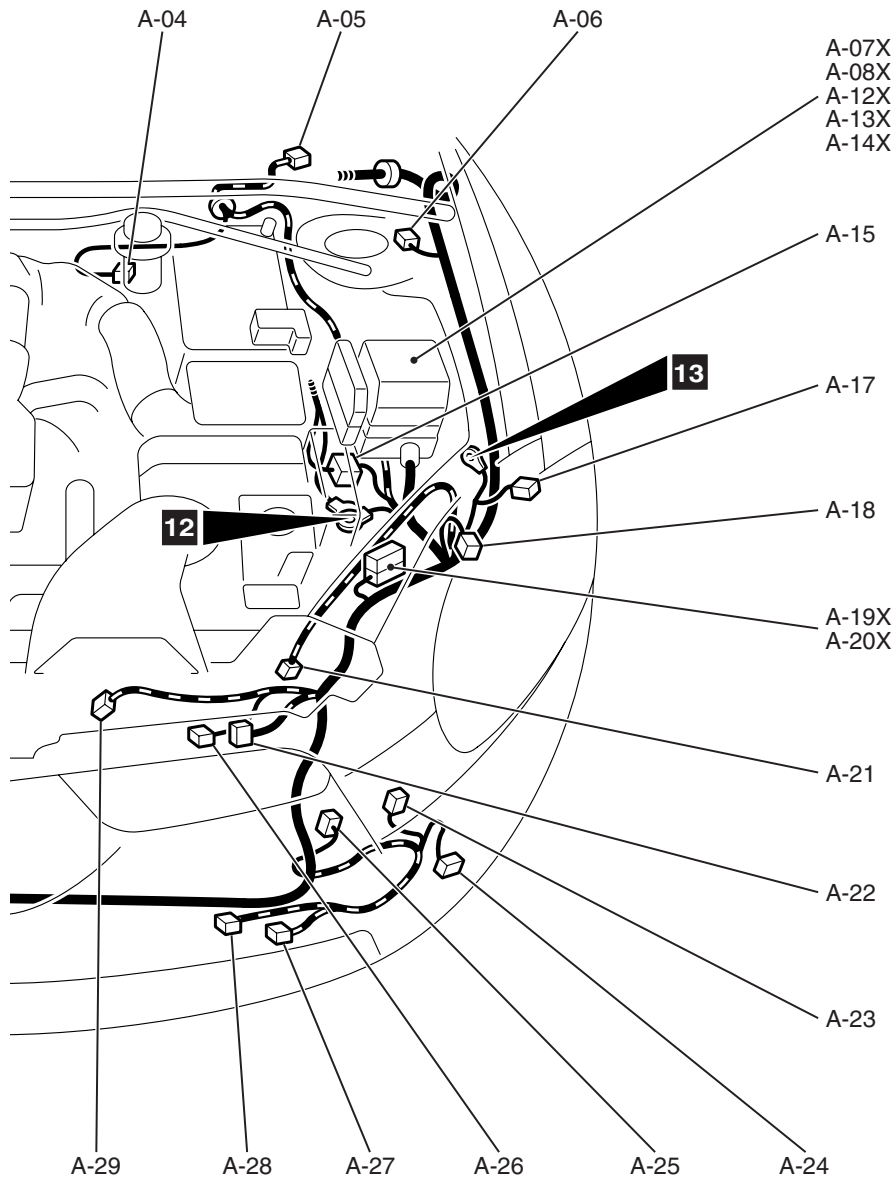
M1801000302127



CONNECTOR COLOR CODE
 B: BLACK
 BR: BROWN
 G: GREEN
 GR: GRAY
 L: BLUE
 NONE: MILK WHITE
 O: ORANGE
 R: RED
 V: VIOLET
 Y: YELLOW

AC406045AB

A-01 (2-B)	WHEEL SPEED SENSOR (FRONT: RH)	A-12X (4)	FAN CONTROL RELAY
A-02 (26-B)	ABS-ECU <WITHOUT TRACTION CONTROL SYSTEM>	A-13X (11)	FRONT-ECU
A-03 (47-B)	ABS/TCL-ECU	A-14X (11)	FRONT-ECU
A-04 (2-GR)	BRAKE FLUID LEVEL SWITCH	A-15 (17-GR)	FRONT WIRING HARNESS AND CONTROL WIRING HARNESS COMBINATION
A-05 (5-GR)	WINDSHIELD WIPER MOTOR	A-17 (3-B)	FRONT COMBINATION LIGHT (LH)
A-06 (2-B)	WHEEL SPEED SENSOR (FRONT: LH)	A-18 (3-G)	HEADLIGHT (LH)
A-07X (4)	FRONT FOG LIGHT RELAY	A-19X (4)	CONDENSER FAN RELAY <2.4L ENGINE>
A-08X (4)	HORN RELAY		

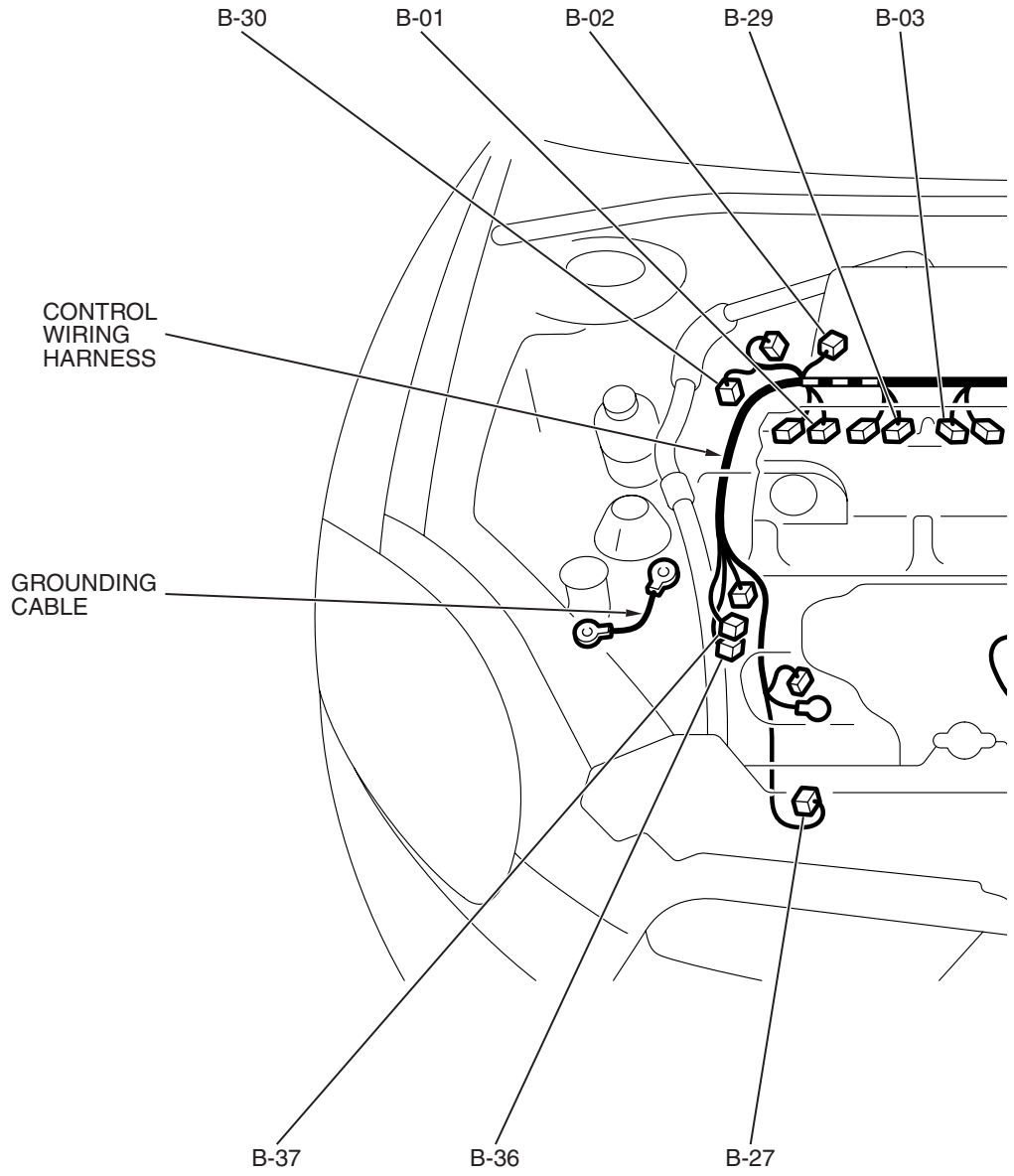
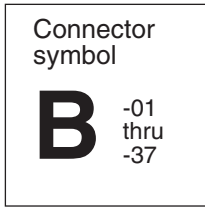


AC406046AB

A-20X (5)	RADIATOR FAN RELAY <2.4L ENGINE>	A-28 (2-BR)	AMBIENT TEMPERATURE SENSOR <A/C>
A-21 (2-Y)	FRONT IMPACT SENSOR (LH)	A-29 (2-B)	CONDENSER FAN MOTOR
A-22 (3-GR)	FAN CONTROL MODULE <3.8L ENGINE>	A-30 (2-Y)	FRONT IMPACT SENSOR (RH)
A-23 (1-B)	HORN (LOW)	A-31 (2-B)	FRONT FOG LIGHT (RH)
A-24 (2-B)	FRONT FOG LIGHT (LH)	A-32 (2-B)	REAR WASHER MOTOR
A-25 (1-B)	HORN (HIGH)	A-33 (2)	WINDSHIELD WASHER MOTOR
A-26 (2-GR)	RADIATOR FAN MOTOR	A-34 (3-B)	A/C PRESSURE SENSOR
A-27 (2-BR)	AMBIENT TEMPERATURE SENSOR <MULTI-CENTER DISPLAY>	A-35 (3-G)	HEADLIGHT (RH)
		A-36 (3-B)	FRONT COMBINATION LIGHT (RH)

ENGINE AND TRANSAXLE <2.4L ENGINE>

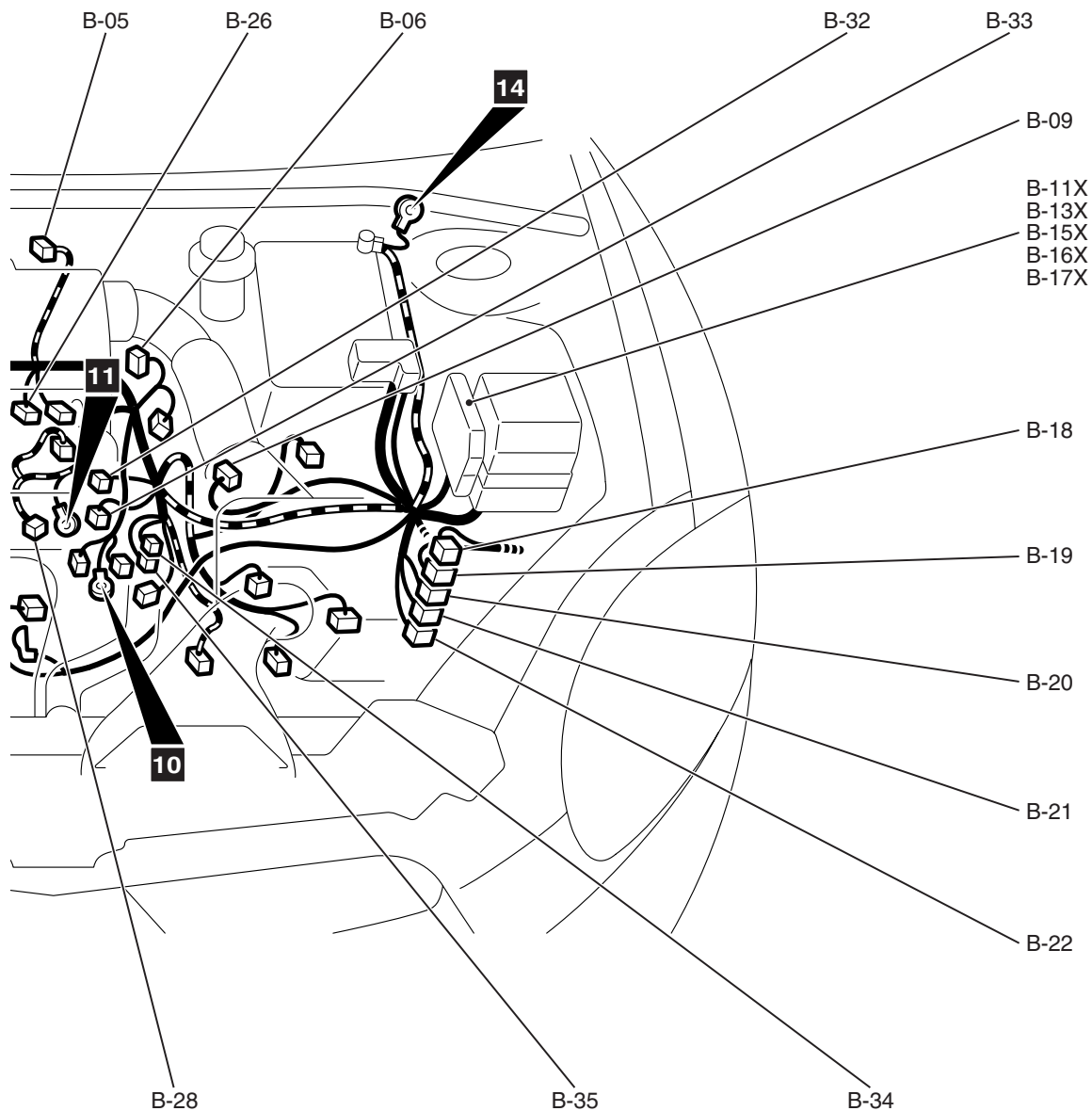
M1801000401596



- CONNECTOR COLOR CODE
- B: BLACK
 - BR: BROWN
 - G: GREEN
 - GR: GRAY
 - L: BLUE
 - NONE: MILK WHITE
 - O: ORANGE
 - R: RED
 - V: VIOLET
 - Y: YELLOW

AC406048AB

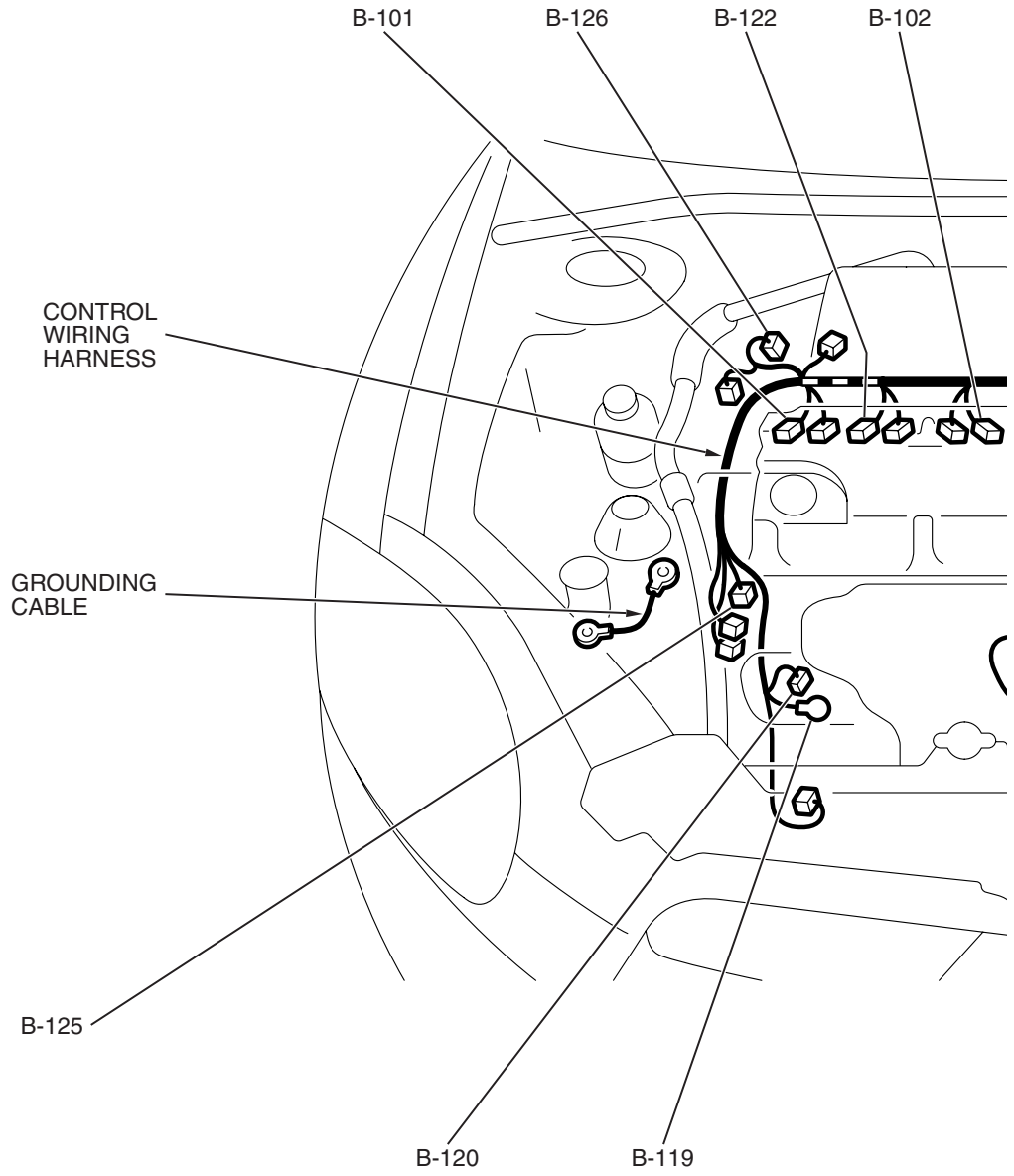
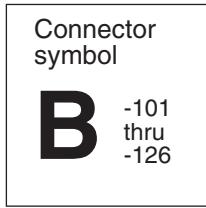
B-01	(2-GR)	FUEL INJECTOR 1	B-16X	(4)	MFI RELAY
B-02	(3-B)	MANIFOLD ABSOLUTE PRESSURE SENSOR	B-17X	(4)	A/C COMPRESSOR CLUTCH RELAY
B-03	(2-GR)	FUEL INJECTOR 3	B-18	(18-B)	ENGINE CONTROL MODULE <M/T> OR POWERTRAIN CONTROL MODULE <A/T>
B-05	(2-B)	EVAPORATIVE EMISSION PURGE SOLENOID	B-19	(23)	ENGINE CONTROL MODULE <M/T> OR POWERTRAIN CONTROL MODULE <A/T>
B-06	(6-B)	THROTTLE BODY ASSEMBLY	B-20	(33-B)	ENGINE CONTROL MODULE <M/T> OR POWERTRAIN CONTROL MODULE <A/T>
B-09	(4-GR)	MASS AIRFLOW SENSOR			
B-11X	(5)	STARTER RELAY <M/T>			
B-13X	(4)	THROTTLE ACTUATOR CONTROL MOTOR RELAY			
B-15X	(4)	A/T CONTROL RELAY			



AC406049AB

B-21	(23-B)	ENGINE CONTROL MODULE <M/T> OR POWERTRAIN CONTROL MODULE <A/T>	B-33	(1-B)	ENGINE OIL PRESSURE SWITCH (FOR ENGINE OIL CONTROL VALVE)
B-22	(33)	ENGINE CONTROL MODULE <M/T> OR POWERTRAIN CONTROL MODULE <A/T>	B-34	(4-B)	CYLINDER 2, 3 HEATED OXYGEN SENSOR (REAR)
B-26	(2-GR)	FUEL INJECTOR 4	B-35	(4-GR)	CYLINDER 2, 3 HEATED OXYGEN SENSOR (FRONT)
B-27	(1-B)	A/C COMPRESSOR ASSEMBLY	B-36	(4-GR)	CYLINDER 1, 4 HEATED OXYGEN SENSOR (FRONT)
B-28	(1-B)	ENGINE OIL PRESSURE SWITCH	B-37	(4-B)	CYLINDER 1, 4 HEATED OXYGEN SENSOR (REAR)
B-29	(2-GR)	FUEL INJECTOR 2			
B-30	(1-B)	POWER STEERING PRESSURE SWITCH			
B-32	(2-B)	ENGINE OIL CONTROL VALVE			

ENGINE AND TRANSAXLE <2.4L ENGINE> (CONTINUED)

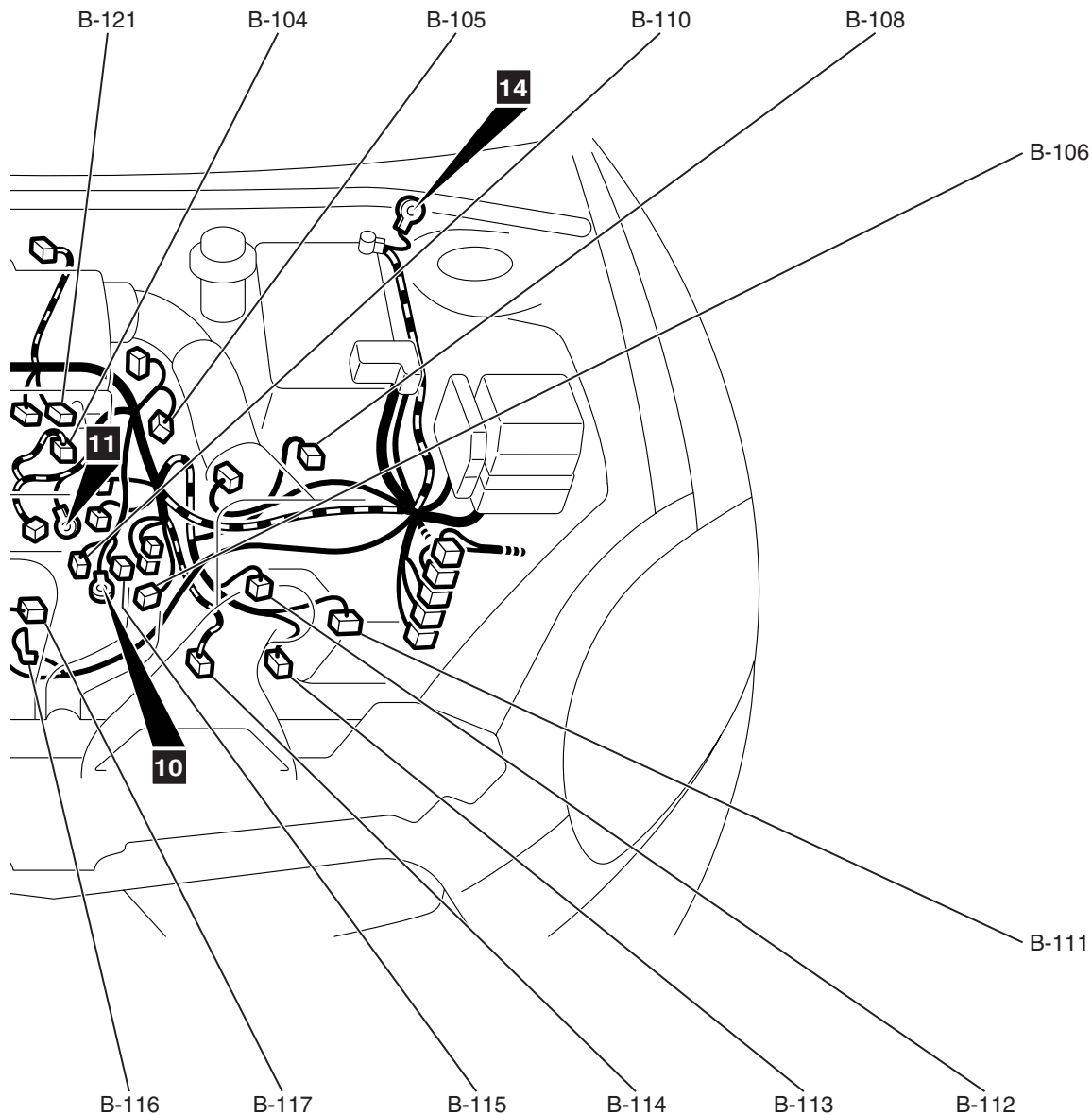


- CONNECTOR COLOR CODE
- B: BLACK
 - BR: BROWN
 - G: GREEN
 - GR: GRAY
 - L: BLUE
 - NONE: MILK WHITE
 - O: ORANGE
 - R: RED
 - V: VIOLET
 - Y: YELLOW

- B-101 (3-GR) IGNITION COIL 1
- B-102 (3-GR) IGNITION COIL 3
- B-104 (3-B) VEHICLE SPEED SENSOR <M/T>
- B-105 (6-GR) EXHAUST GAS RECIRCULATION VALVE
- B-106 (2-B) ENGINE COOLANT TEMPERATURE SENSOR
- B-108 (3-GR) OUTPUT SHAFT SPEED SENSOR <A/T>

- B-110 (3-B) CAMSHAFT POSITION SENSOR
- B-111 (10-GR) A/T CONTROL SOLENOID VALVE ASSEMBLY
- B-112 (3-B) INPUT SHAFT SPEED SENSOR <A/T>
- B-113 (10-B) TRANSMISSION RANGE SWITCH <A/T>

AC406048AC



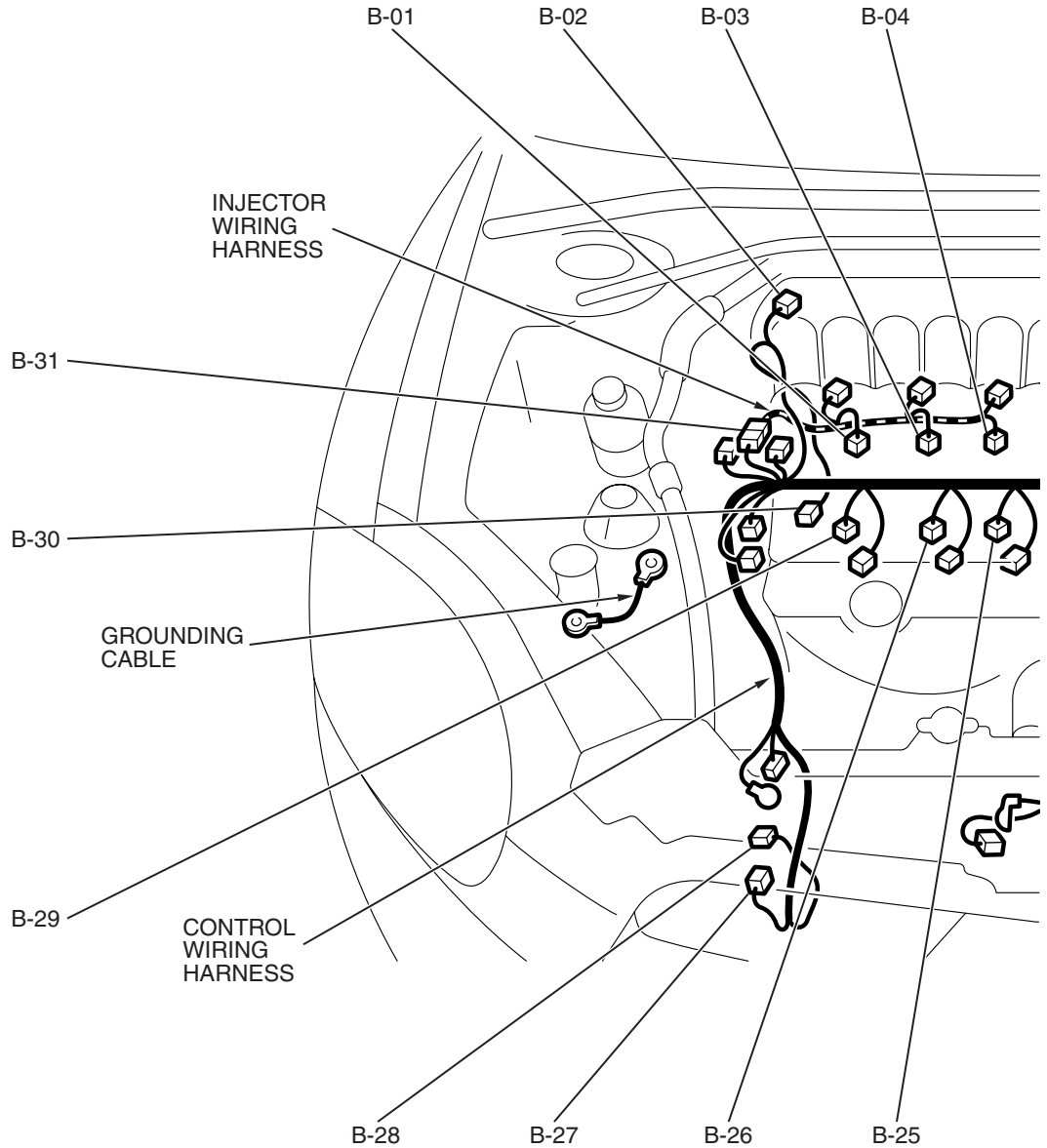
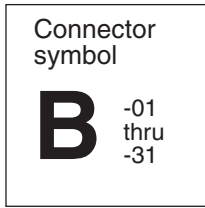
AC406049AC

B-114 (2-B) BACKUP LIGHT SWITCH <M/T>
 B-115 (1-B) CAPACITOR
 B-116 (1) STARTER
 B-117 (1-B) STARTER
 B-119 (1) GENERATOR

B-120 (4-GR) GENERATOR
 B-121 (3-GR) IGNITION COIL 4
 B-122 (3-GR) IGNITION COIL 2
 B-125 (3-B) CRANKSHAFT POSITION SENSOR
 B-126 (2-GR) KNOCK SENSOR

ENGINE AND TRANSAXLE <3.8L ENGINE>

M1801000401604

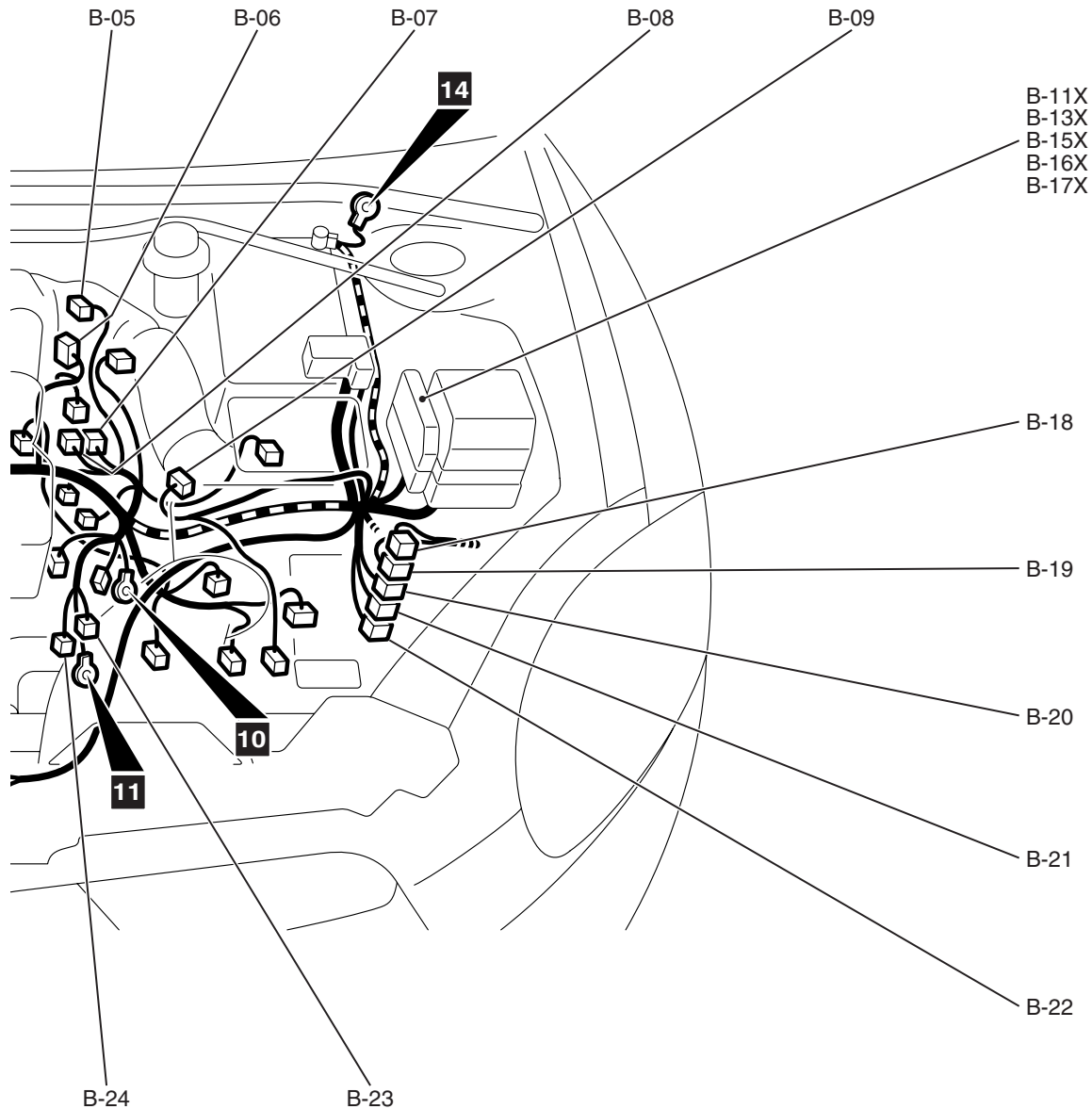


- CONNECTOR COLOR CODE
- B: BLACK
 - BR: BROWN
 - G: GREEN
 - GR: GRAY
 - L: BLUE
 - NONE: MILK WHITE
 - O: ORANGE
 - R: RED
 - V: VIOLET
 - Y: YELLOW

- B-01 (2-GR) FUEL INJECTOR 1
- B-02 (3-B) MANIFOLD ABSOLUTE PRESSURE SENSOR
- B-03 (2-GR) FUEL INJECTOR 3
- B-04 (2-GR) FUEL INJECTOR 5
- B-05 (2-B) EVAPORATIVE EMISSION PURGE SOLENOID
- B-06 (6-B) THROTTLE BODY ASSEMBLY
- B-07 (4-GR) RIGHT BANK HEATED OXYGEN SENSOR (REAR)

- B-08 (4-B) RIGHT BANK HEATED OXYGEN SENSOR (FRONT)
- B-09 (4-GR) MASS AIRFLOW SENSOR
- B-11X (5) STARTER RELAY <M/T>
- B-13X (4) THROTTLE ACTUATOR CONTROL MOTOR RELAY
- B-15X (4) A/T CONTROL RELAY
- B-16X (4) MFI RELAY
- B-17X (4) A/C COMPRESSOR CLUTCH RELAY

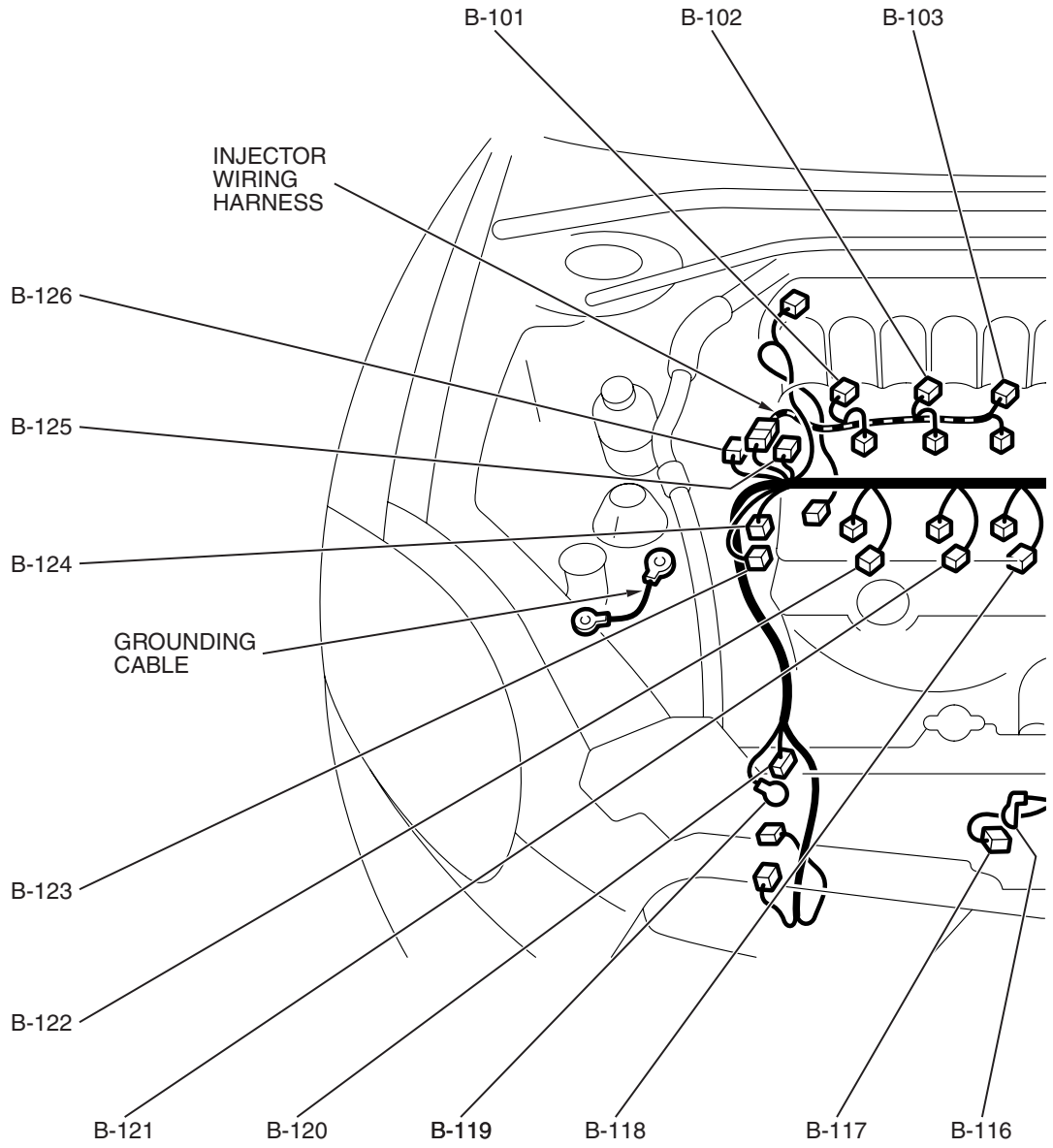
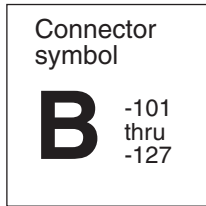
AC406051AB



AC406052AB

B-18	(18-B)	ENGINE CONTROL MODULE <M/T> OR POWERTRAIN CONTROL MODULE <A/T>	B-23	(4-GR)	LEFT BANK HEATED OXYGEN SENSOR (REAR)
B-19	(23)	ENGINE CONTROL MODULE <M/T> OR POWERTRAIN CONTROL MODULE <A/T>	B-24	(4-B)	LEFT BANK HEATED OXYGEN SENSOR (FRONT)
B-20	(33-B)	ENGINE CONTROL MODULE <M/T> OR POWERTRAIN CONTROL MODULE <A/T>	B-25	(2-GR)	FUEL INJECTOR 6
B-21	(23-B)	ENGINE CONTROL MODULE <M/T> OR POWERTRAIN CONTROL MODULE <A/T>	B-26	(2-GR)	FUEL INJECTOR 4
B-22	(33)	ENGINE CONTROL MODULE <M/T> OR POWERTRAIN CONTROL MODULE <A/T>	B-27	(1-B)	A/C COMPRESSOR ASSEMBLY
			B-28	(1-B)	ENGINE OIL PRESSURE SWITCH
			B-29	(2-GR)	FUEL INJECTOR 2
			B-30	(1-B)	POWER STEERING PRESSURE SWITCH
			B-31	(10-B)	CONTROL WIRING HARNESS AND INJECTOR WIRING HARNESS COMBINATION

ENGINE AND TRANSAXLE <3.8L ENGINE> (CONTINUED)

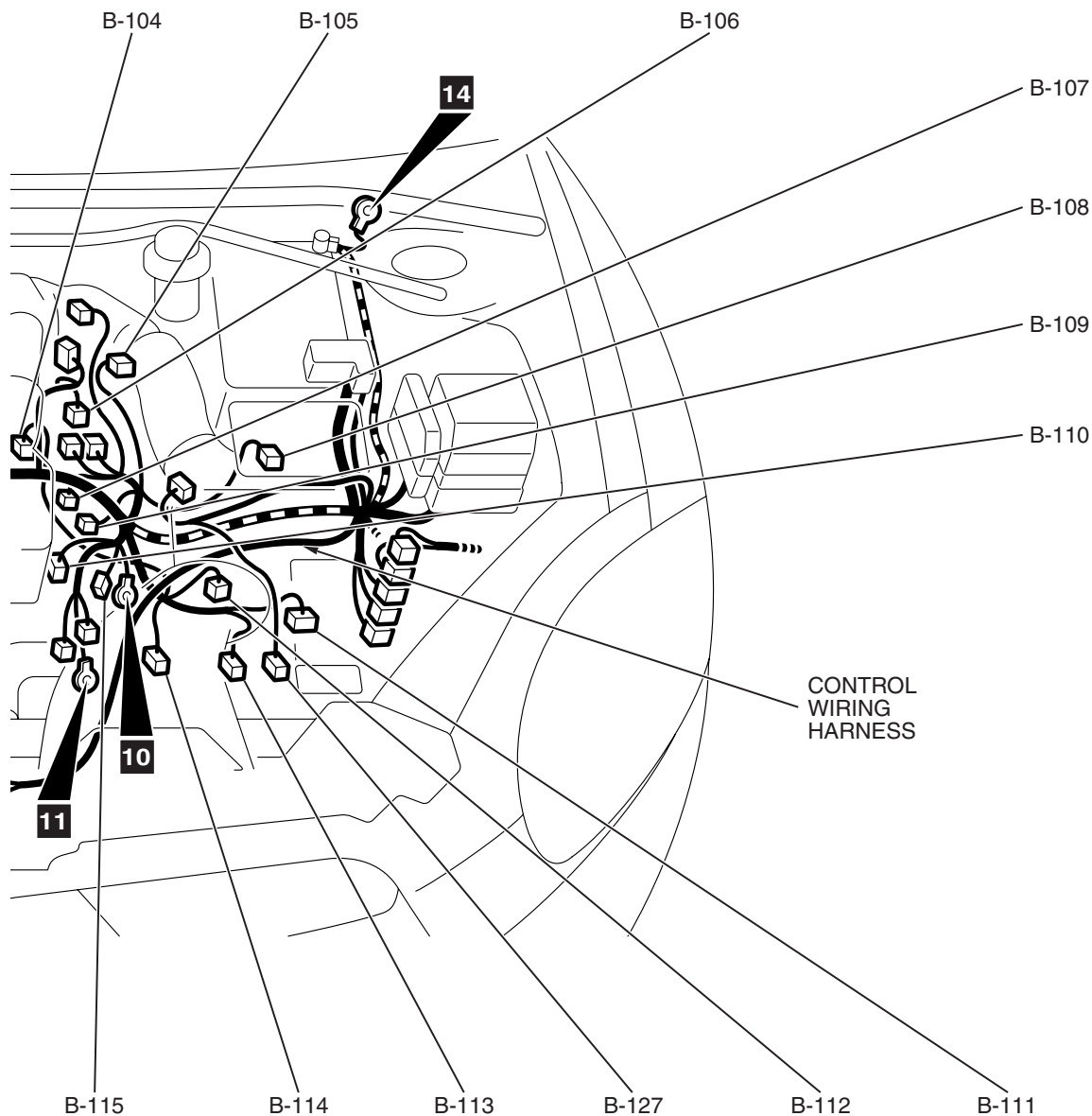


- CONNECTOR COLOR CODE
- B: BLACK
 - BR: BROWN
 - G: GREEN
 - GR: GRAY
 - L: BLUE
 - NONE: MILK WHITE
 - O: ORANGE
 - R: RED
 - V: VIOLET
 - Y: YELLOW

AC406051AC

- B-101 (3-GR) IGNITION COIL 1
- B-102 (3-GR) IGNITION COIL 3
- B-103 (3-GR) IGNITION COIL 5
- B-104 (3-B) VEHICLE SPEED SENSOR <M/T>
- B-105 (6-GR) EXHAUST GAS RECIRCULATION VALVE
- B-106 (2-B) ENGINE COOLANT TEMPERATURE SENSOR
- B-107 (2-B) RIGHT BANK ENGINE OIL CONTROL VALVE
- B-108 (3-GR) OUTPUT SHAFT SPEED SENSOR <A/T>

- B-109 (1-B) RIGHT BANK ENGINE OIL PRESSURE SWITCH (FOR ENGINE OIL CONTROL VALVE)
- B-110 (3-B) CAMSHAFT POSITION SENSOR
- B-111 (10-GR) A/T CONTROL SOLENOID VALVE ASSEMBLY
- B-112 (3-B) INPUT SHAFT SPEED SENSOR <A/T>
- B-113 (10-B) TRANSMISSION RANGE SWITCH <A/T>



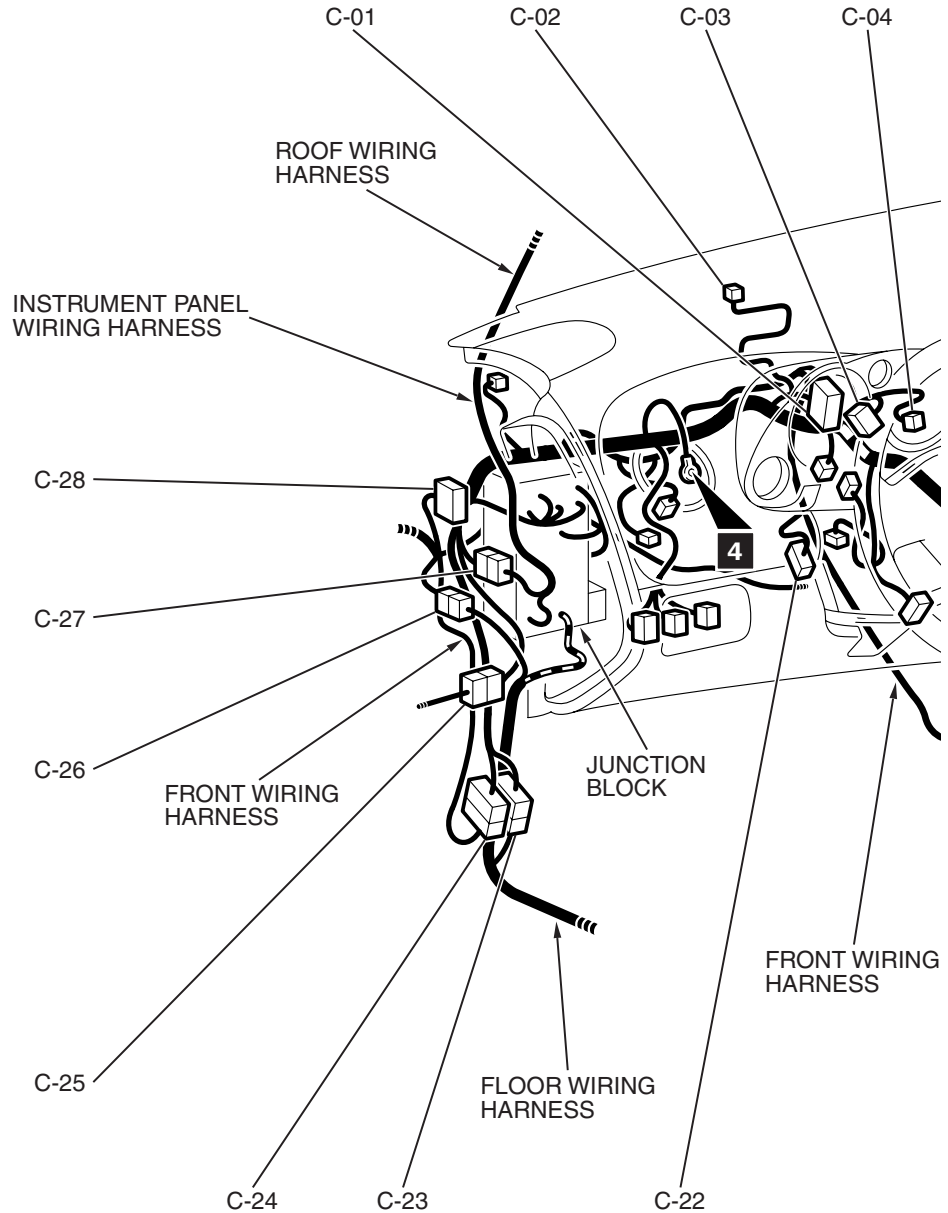
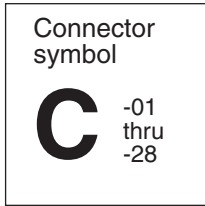
AC406052AC

B-114 (2-B) BACKUP LIGHT SWITCH <M/T>
 B-115 (1-B) CAPACITOR
 B-116 (1) STARTER
 B-117 (1-B) STARTER
 B-118 (3-GR) IGNITION COIL 6
 B-119 (1) GENERATOR
 B-120 (4-GR) GENERATOR
 B-121 (3-GR) IGNITION COIL 4
 B-122 (3-GR) IGNITION COIL 2

B-123 (2-B) LEFT BANK ENGINE OIL CONTROL VALVE
 B-124 (1-B) LEFT BANK ENGINE OIL PRESSURE SWITCH (FOR ENGINE OIL CONTROL VALVE)
 B-125 (3-B) CRANKSHAFT POSITION SENSOR
 B-126 (2-GR) KNOCK SENSOR
 B-127 (2-B) VARIABLE INTAKE AIR CONTROL SOLENOID VALVE

DASH PANEL

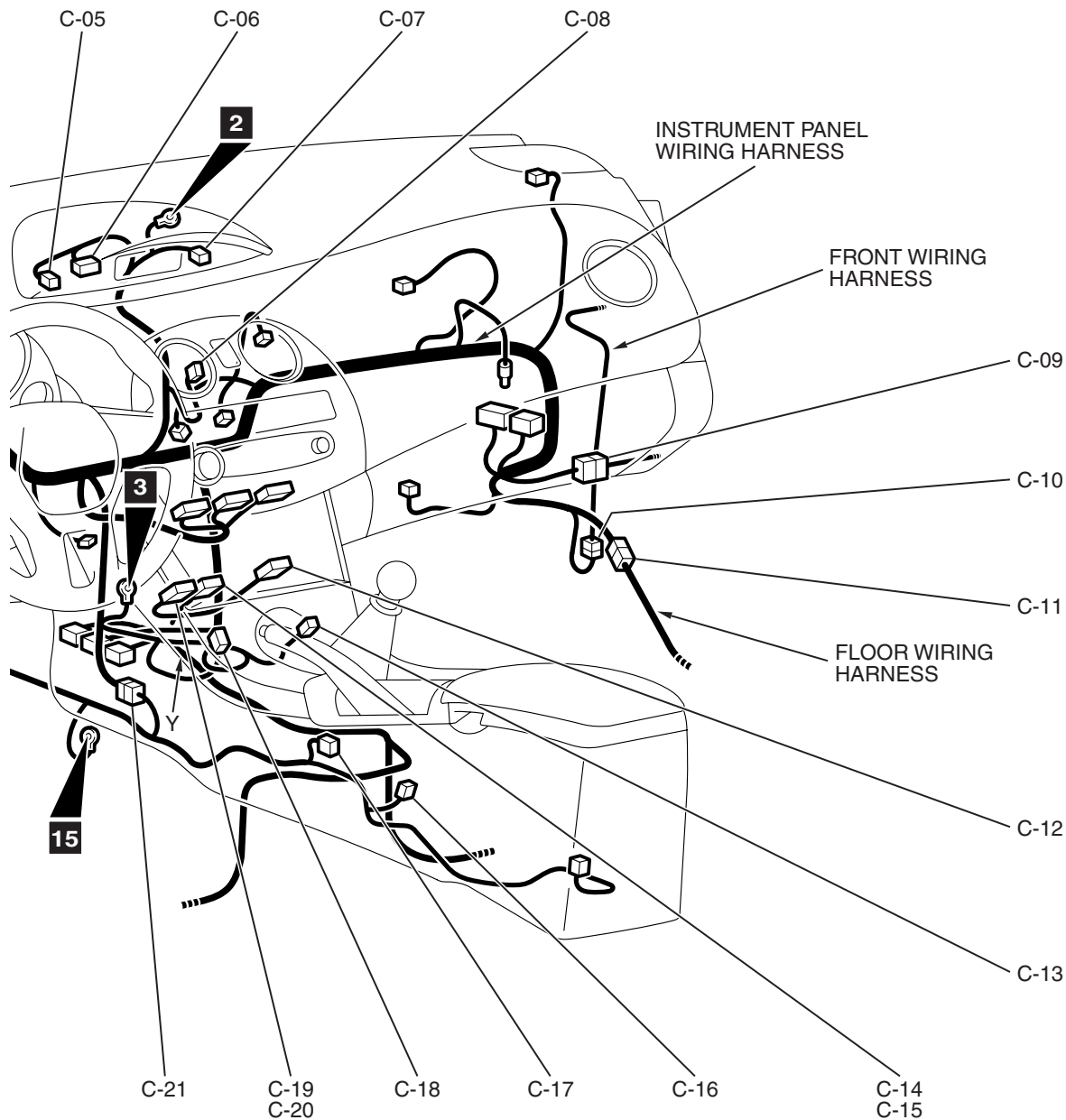
M1801000601493



CONNECTOR COLOR CODE
 B: BLACK
 BR: BROWN
 G: GREEN
 GR: GRAY
 L: BLUE
 NONE: MILK WHITE
 O: ORANGE
 R: RED
 V: VIOLET
 Y: YELLOW

AC406054AB

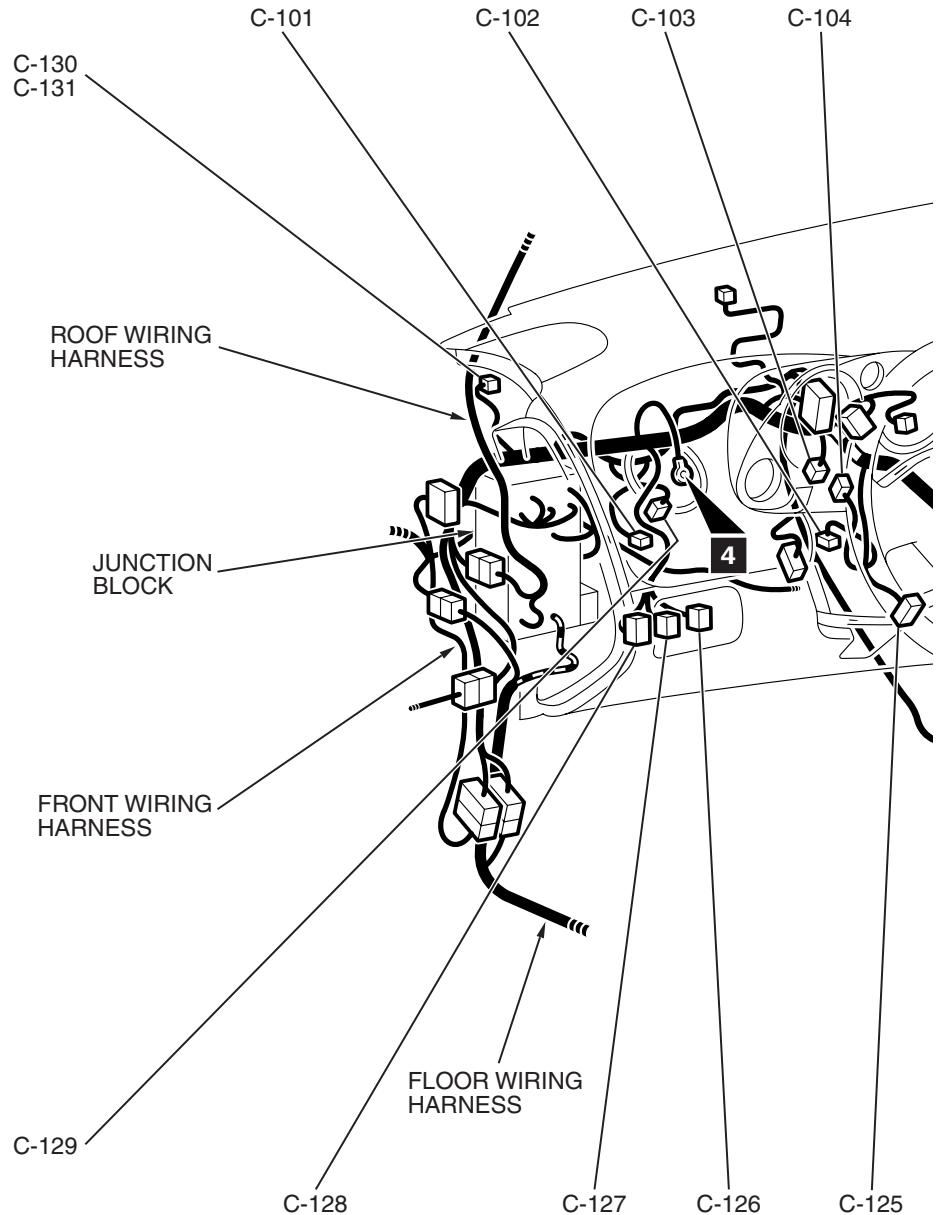
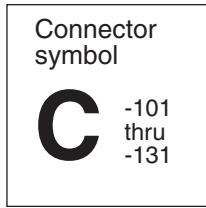
C-01	(33)	JOINT CONNECTOR (2)	C-10	(2)	INSTRUMENT PANEL WIRING HARNESS AND FRONT WIRING HARNESS COMBINATION
C-02	(2)	PHOTO SENSOR <AUTOMATIC A/C>	C-11	(10)	INSTRUMENT PANEL WIRING HARNESS AND FLOOR WIRING HARNESS COMBINATION
C-03	(22)	JOINT CONNECTOR (3)	C-12	(6)	BLOWER SWITCH <MANUAL A/C>
C-04	(18)	COMBINATION METER	C-13	(2)	ACCESSORY SOCKET (ACC)
C-05	(3)	AIR BAG OFF INDICATOR LIGHT (PASSENGER'S SIDE)	C-14	(16-B)	A/C-ECU <MANUAL A/C>
C-06	(20-B)	MULTI-CENTER DISPLAY UNIT			
C-07	(4)	SEAT BELT WARNING LIGHT (PASSENGER'S SIDE)			
C-08	(4)	HAZARD WARNING LIGHT SWITCH			
C-09	(19)	INSTRUMENT PANEL WIRING HARNESS AND FRONT DOOR WIRING HARNESS (RH) COMBINATION			



AC406055AB

C-15	(20-B)	A/C-ECU <AUTOMATIC A/C>	C-24	(38)	INSTRUMENT PANEL WIRING HARNESS AND FRONT WIRING HARNESS COMBINATION
C-16	(1-B)	PARKING BRAKE SWITCH	C-25	(32)	INSTRUMENT PANEL WIRING HARNESS AND FRONT DOOR WIRING HARNESS (LH)
C-17	(8)	SHIFT SWITCH ASSEMBLY <A/T>	C-26	(16)	FRONT WIRING HARNESS AND FLOOR WIRING HARNESS COMBINATION
C-18	(9)	HEATED SEAT SWITCH	C-27	(5)	INSTRUMENT PANEL WIRING HARNESS AND ROOF WIRING HARNESS COMBINATION
C-19	(12-B)	A/C-ECU <MANUAL A/C>	C-28	(33)	JOINT CONNECTOR (1)
C-20	(16-B)	A/C-ECU <AUTOMATIC A/C>			
C-21	(16)	INSTRUMENT PANEL WIRING HARNESS AND FRONT WIRING HARNESS COMBINATION			
C-22	(6-B)	ACCELERATOR PEDAL POSITION SENSOR			
C-23	(43)	INSTRUMENT PANEL WIRING HARNESS AND FLOOR WIRING HARNESS COMBINATION			

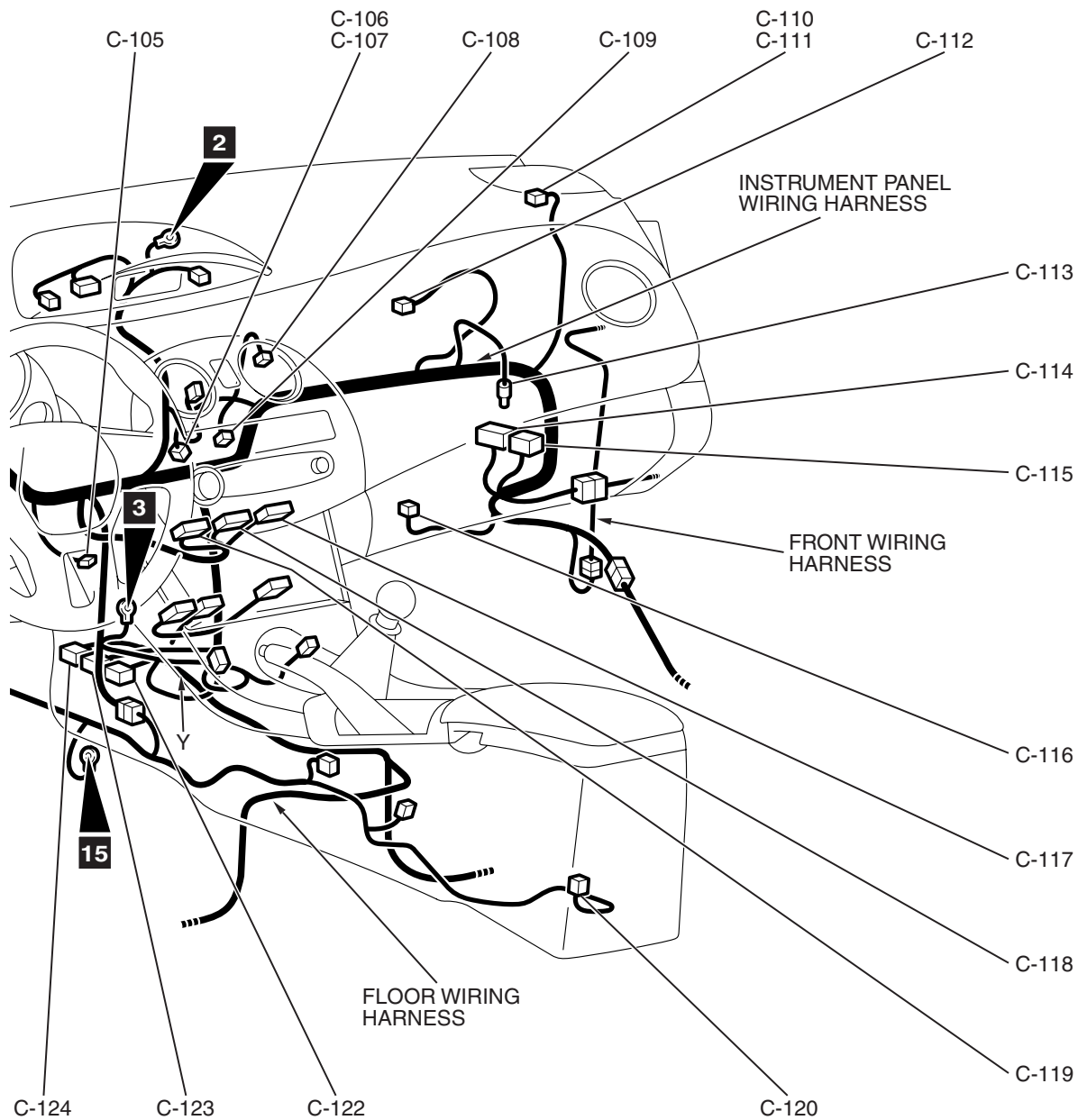
DASH PANEL (CONTINUED)



- CONNECTOR COLOR CODE
- B: BLACK
 - BR: BROWN
 - G: GREEN
 - GR: GRAY
 - L: BLUE
 - NONE: MILK WHITE
 - O: ORANGE
 - R: RED
 - V: VIOLET
 - Y: YELLOW

C-101 (2)	INTERLOCK SWITCH <M/T>	C-109 (7)	AIR MIXING DAMPER CONTROL MOTOR AND POTENTIOMETER
C-102 (2)	AIR THERMO SENSOR	C-110 (2-B)	TWEETER (RH) <WITHOUT AUDIO AMPLIFIER>
C-103 (4)	STOPLIGHT SWITCH	C-111 (2)	TWEETER (RH) <WITH AUDIO AMPLIFIER>
C-104 (7)	MODE SELECTION DAMPER CONTROL MOTOR AND POTENTIOMETER	C-112 (4-Y)	AIR BAG MODULE (SQUIB) (PASSENGER'S SIDE)
C-105 (2)	HEATER AIR INTAKE DUCT SENSOR <AUTOMATIC A/C>	C-113 (2)	GLOVE BOX LIGHT
C-106 (4)	RESISTOR <MANUAL A/C>	C-114 (18-B)	AUDIO AMPLIFIER
C-107 (4)	POWER TRANSISTOR <AUTOMATIC A/C>	C-115 (14)	AUDIO AMPLIFIER
C-108 (5)	OUTSIDE/INSIDE AIR SELECTION DAMPER CONTROL MOTOR	C-116 (2)	BLOWER MOTOR

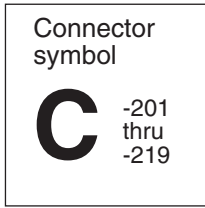
AC406054AC



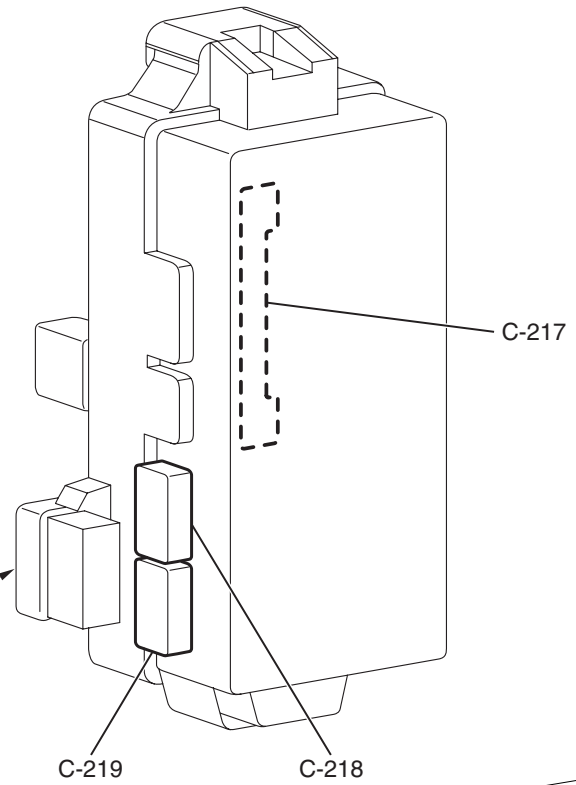
AC406055AC

C-117 (14)	RADIO AND CD PLAYER OR RADIO, CD PLAYER AND CD CHANGER	C-126 (6-GR)	TCL SWITCH
C-118 (10)	RADIO AND CD PLAYER	C-127 (6)	FRONT FOG LIGHT SWITCH
C-119 (22-B)	RADIO, CD PLAYER AND CD CHANGER	C-128 (11)	REMOTE CONTROLLED MIRROR SWITCH
C-120 (2)	ACCESSORY SOCKET (BATTERY)	C-129 (4)	CLUTCH PEDAL POSITION SWITCH <M/T>
C-122 (20-Y)	SRS-ECU	C-130 (2-B)	TWEETER (LH) <WITHOUT AUDIO AMPLIFIER>
C-123 (28-Y)	SRS-ECU	C-131 (2)	TWEETER (LH) <WITH AUDIO AMPLIFIER>
C-124 (20-Y)	SRS-ECU		
C-125 (16-B)	DATA LINK CONNECTOR		

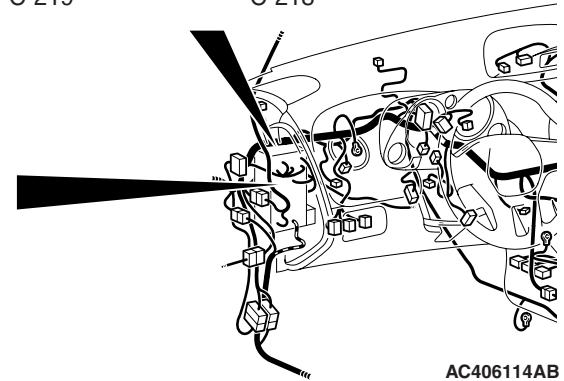
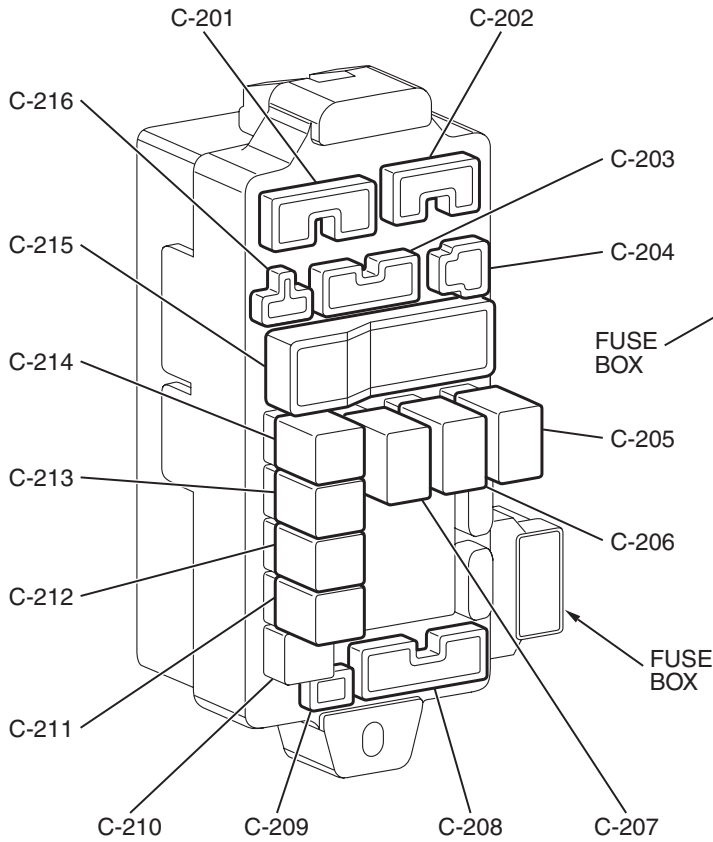
DASH PANEL (CONTINUED)



JUNCTION BLOCK (REAR VIEW)



JUNCTION BLOCK (FRONT VIEW)



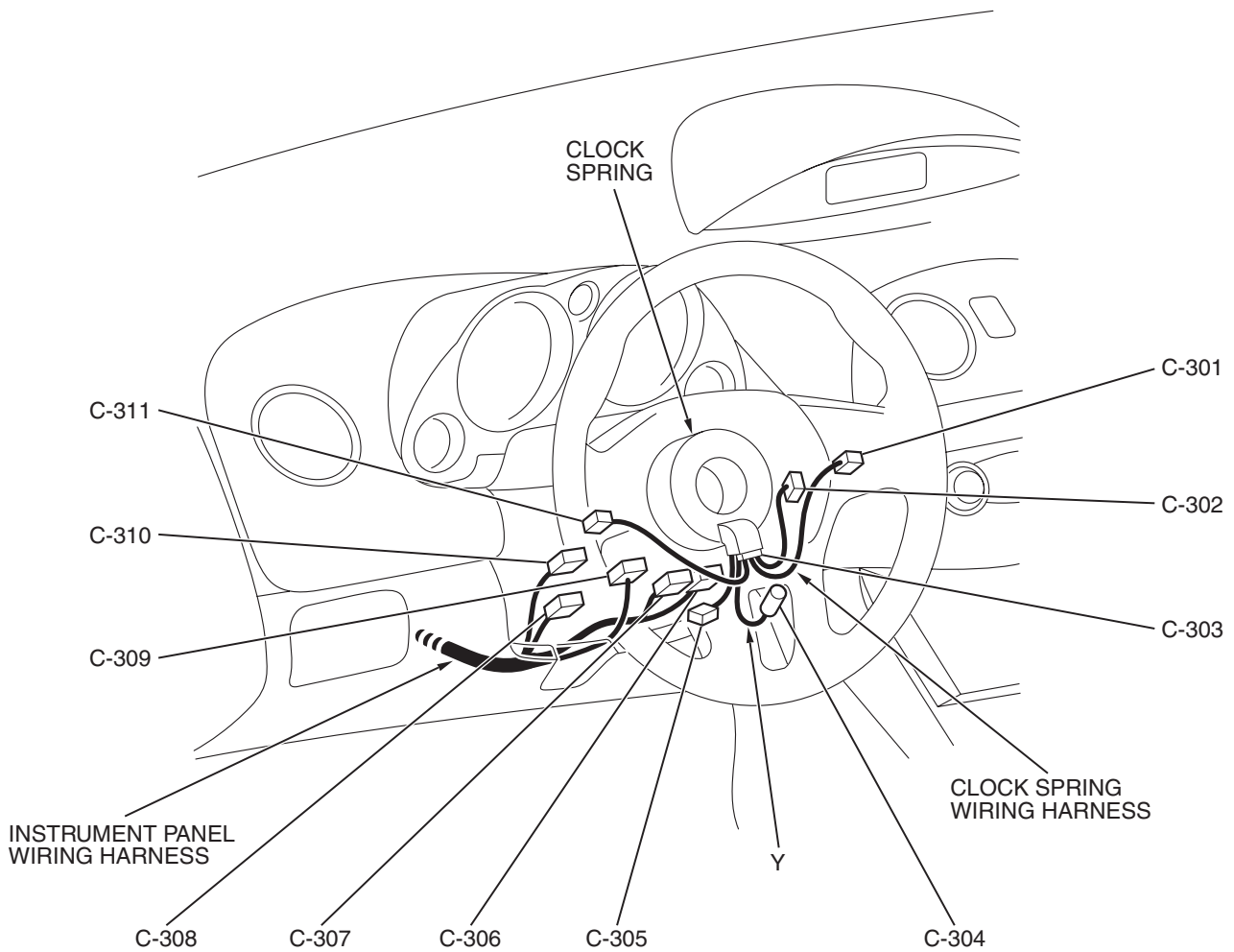
AC406114AB

C-201 (13)	INSTRUMENT PANEL WIRING HARNESS AND JUNCTION BLOCK COMBINATION	C-209 (3)	ROOF WIRING HARNESS AND JUNCTION BLOCK COMBINATION
C-202 (6)	INSTRUMENT PANEL WIRING HARNESS AND JUNCTION BLOCK COMBINATION	C-210 (4)	NO CONNECTION
C-203 (14)	INSTRUMENT PANEL WIRING HARNESS AND JUNCTION BLOCK COMBINATION	C-211 (4)	HEATED SEAT RELAY
C-204 (1-B)	INSTRUMENT PANEL WIRING HARNESS AND JUNCTION BLOCK COMBINATION	C-212 (4)	FUEL PUMP RELAY (2)
C-205 (5)	REAR WINDOW DEFOGGER RELAY	C-213 (4)	ACCESSORY SOCKET REKAY
C-206 (5)	BLOWER RELAY	C-214 (4)	FUEL PUMP RELAY (1)
C-207 (5)	POWER WINDOW RELAY	C-215 (28)	INSTRUMENT PANEL WIRING HARNESS AND JUNCTION BLOCK COMBINATION
C-208 (15)	FLOOR WIRING HARNESS AND JUNCTION BLOCK COMBINATION	C-216 (2)	INSTRUMENT PANEL WIRING HARNESS AND JUNCTION BLOCK COMBINATION
		C-217 (20)	ETACS-ECU
		C-218 (24-GR)	ETACS-ECU
		C-219 (24)	ETACS-ECU

Connector symbol

C -301 thru -311

STEERING COLUMN

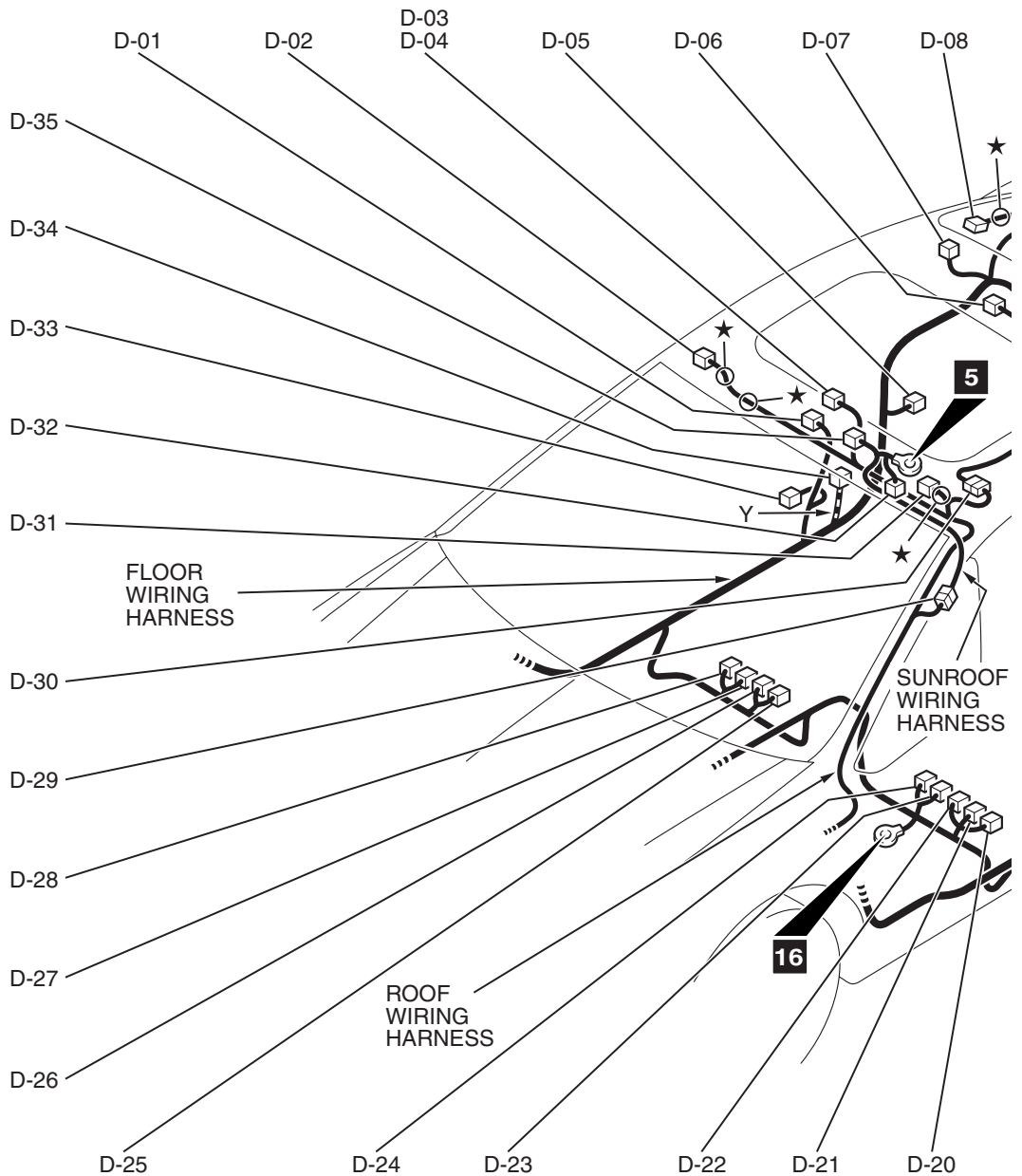
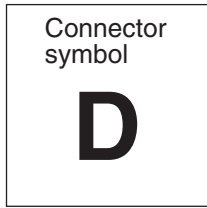


AC406059AB

- | | | | |
|--------------|--|-------------|-------------------------------------|
| C-301 (2-B) | REMOTE CONTROLLED RADIO SWITCH (RH) | C-306 (6) | CLOCK SPRING |
| C-302 (3-Y) | AUTO-CRUISE CONTROL SWITCH | C-307 (4-Y) | CLOCK SPRING |
| C-303 (5-GR) | CLOCK SPRING AND CLOCK SPRING WIRING HARNESS COMBINATION | C-308 (6) | IGNITION SWITCH |
| C-304 (1) | HORN SWITCH | C-309 (10) | COLUMN SWITCH |
| C-305 (4-Y) | AIR BAG MODULE (SQUIB) (DRIVER'S SIDE) | C-310 (7) | KEY REMINDER SWITCH |
| | | C-311 (2-B) | REMOTE CONTROLLED RADIO SWITCH (LH) |

FLOOR AND ROOF

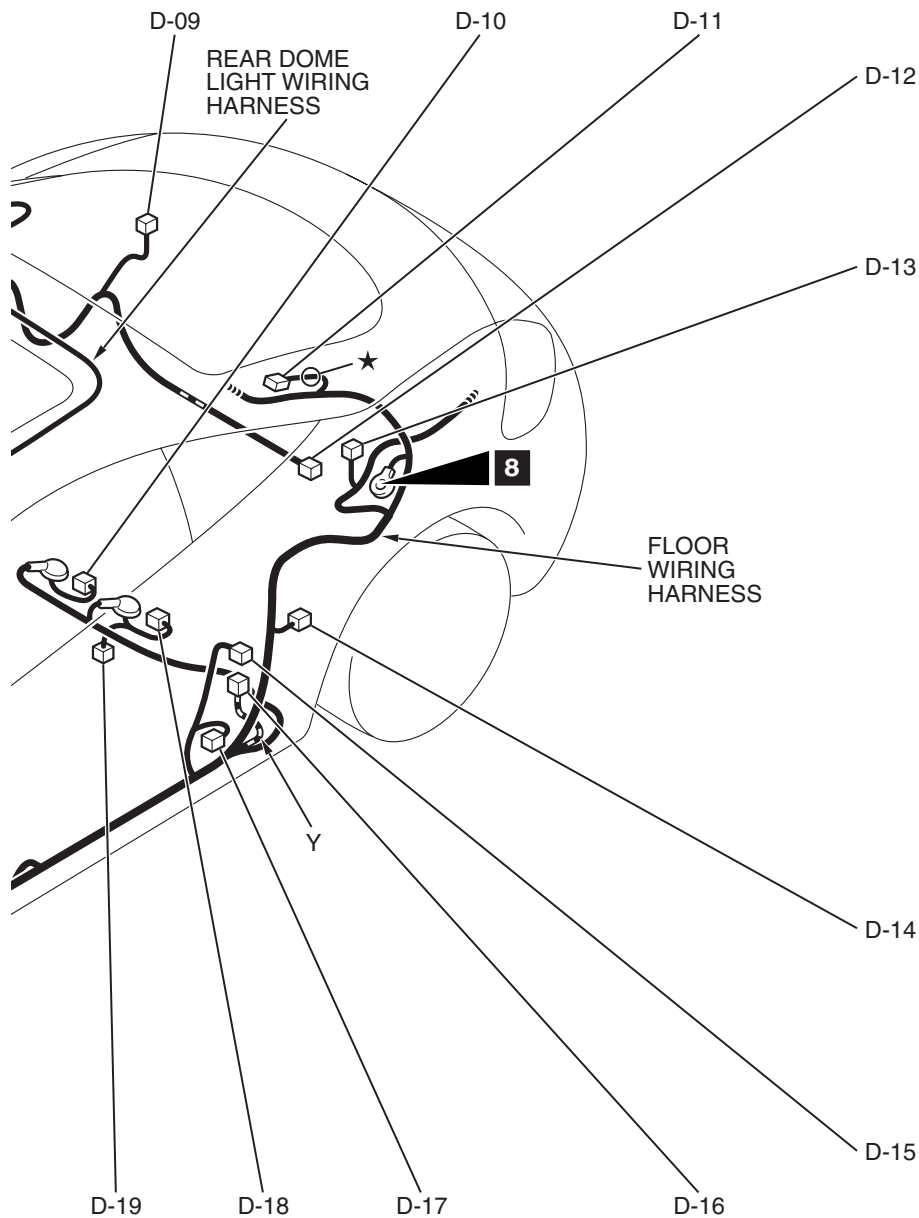
M1801000901331



CONNECTOR COLOR CODE
 B: BLACK
 BR: BROWN
 G: GREEN
 GR: GRAY
 L: BLUE
 NONE: MILK WHITE
 O: ORANGE
 R: RED
 V: VIOLET
 Y: YELLOW

AC406060AB

D-01	(3)	DOOR SWITCH (RH)	D-10	(2-B)	FUEL LEVEL SENSOR (SUB)
D-02	(2)	VANITY MIRROR LIGHT (RH)	D-11	(2-B)	CURTAIN AIR BAG MODULE (SQUIB) (LH)
D-03	(3)	FRONT DOME LIGHT <WITHOUT SUNROOF>	D-12	(4)	WOOFER
D-04	(7-B)	FRONT DOME LIGHT <WITH SUNROOF>	D-13	(1-B)	CAPACITOR
D-05	(2)	QUARTER SPEAKER (RH)	D-14	(2)	QUARTER SPEAKER (LH)
D-06	(3)	REAR DOME LIGHT	D-15	(3)	DOOR SWITCH (LH)
D-07	(1)	GLASS ANTENNA	D-16	(2-B)	SEAT BELT PRE-TENSIONER (LH)
D-08	(2-B)	CURTAIN AIR BAG MODULE (SQUIB) (RH)	D-17	(2-Y)	SIDE IMPACT SENSOR (LH)
D-09	(2)	LUGGAGE COMPARTMENT LIGHT	D-18	(3-B)	FUEL TANK DIFFERENTIAL PRESSURE SENSOR

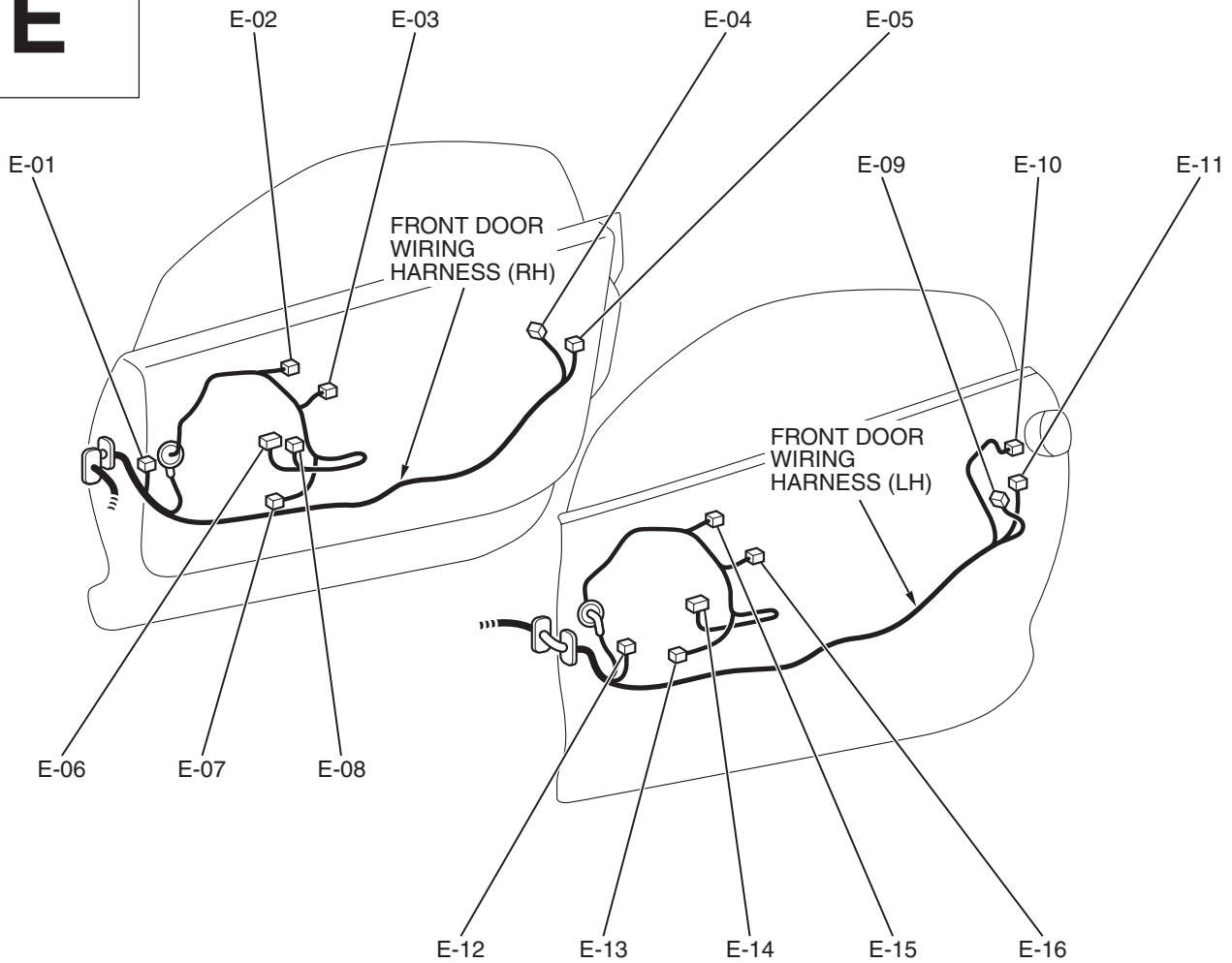
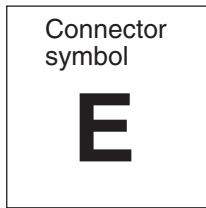


AC406061AB

D-19	(5-GR)	FUEL PUMP MODULE	D-29	(3)	ROOF WIRING HARNESS AND SUNROOF WIRING HARNESS COMBINATION
D-20	(2-B)	POWER SEAT ASSEMBLY	D-30	(3)	ROOF WIRING HARNESS AND REAR DOME LIGHT WIRING HARNESS COMBINATION
D-21	(3-B)	HEATED SEAT ASSEMBLY (LH)	D-31	(2)	VANITY MIRROR LIGHT (LH)
D-22	(5-B)	SEAT BELT SWITCH (DRIVER'S SIDE)	D-32	(6-B)	SUNROOF SWITCH
D-23	(2-Y)	SIDE-AIRBAG MODULE (SQUIB) (LH)	D-33	(2-Y)	SIDE IMPACT SENSOR (RH)
D-24	(2-GR)	SEAT SLIDE SENSOR	D-34	(2-B)	SEAT BELT PRE-TENSIONER (RH)
D-25	(3)	SEAT BELT SWITCH (PASSENGER'S SIDE)	D-35	(14-GR)	SUNROOF MOTOR ASSEMBLY
D-26	(3-GR)	OCCUPANT CLASSIFICATION-ECU			
D-27	(3-B)	HEATED SEAT ASSEMBLY (RH)			
D-28	(2-Y)	SIDE-AIRBAG MODULE (SQUIB) (RH)			

DOOR

M1801001401243

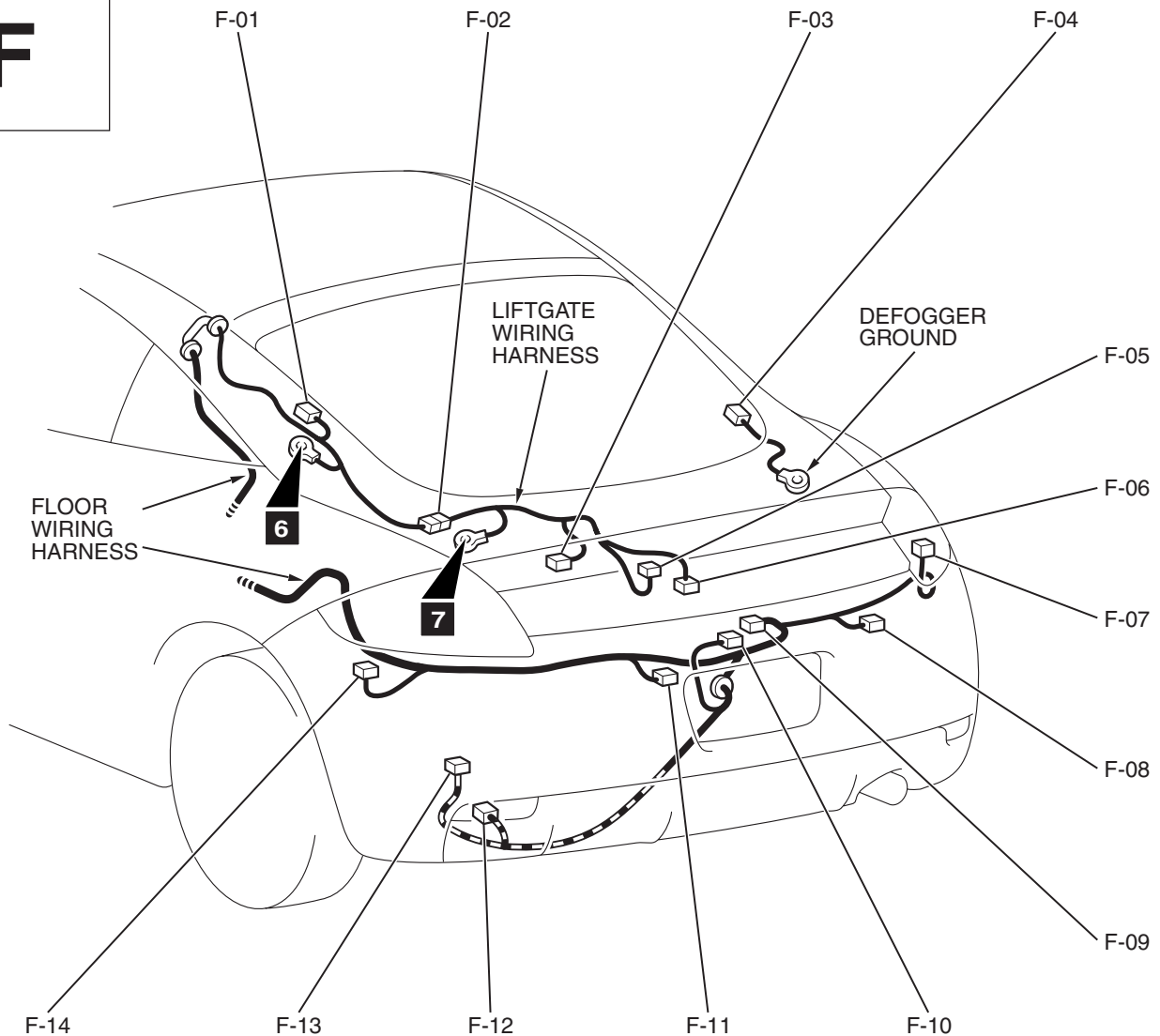
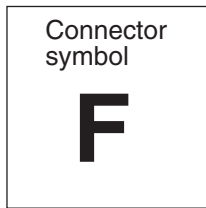


AC406063AB

E-01	(6)	REMOTE CONTROLLED MIRROR (RH)	E-10	(3-B)	DOOR LOCK KEY CYLINDER SWITCH
E-02	(2)	INSIDE HANDLE SWITCH (RH)	E-11	(6-B)	DOOR LOCK ACTUATOR (LH)
E-03	(8)	POWER WINDOW MOTOR (RH)	E-12	(6)	REMOTE CONTROLLED MIRROR (LH)
E-04	(2)	OUTSIDE HANDLE SWITCH (RH)	E-13	(2)	DOOR SPEAKER (LH)
E-05	(6)	DOOR LOCK ACTUATOR (RH)	E-14	(14)	POWER WINDOW MAIN SWITCH
E-06	(4-L)	POWER WINDOW SUB SWITCH	E-15	(2)	INSIDE HANDLE SWITCH (LH)
E-07	(2)	DOOR SPEAKER (RH)	E-16	(8-GR)	POWER WINDOW MOTOR (LH)
E-08	(6)	POWER WINDOW SUB SWITCH			
E-09	(2)	OUTSIDE HANDLE SWITCH (LH)			

LUGGAGE COMPARTMENT

M1801001500537



AC406064AB

F-01	(1-B)	REAR WINDOW DEFOGGER (+)	F-09	(2)	LIFTGATE LATCH SWITCH
F-02	(6)	FLOOR WIRING HARNESS AND LIFTGATE WIRING HARNESS COMBINATION	F-10	(2-B)	LICENSE PLATE LIGHT
F-03	(4)	REAR WIPER MOTOR	F-11	(2-B)	LIFTGATE LOCK ACTUATOR
F-04	(1-B)	REAR WINDOW DEFOGGER (-)	F-12	(2-GR)	WHEEL SPEED SENSOR (REAR: LH)
F-05	(2-B)	HIGH-MOUNTED STOPLIGHT	F-13	(2-B)	EVAPORATIVE EMISSION VENTILATION SOLENOID
F-06	(2)	LIFTGATE LOCK RELEASE HANDLE	F-14	(6)	REAR COMBINATION LIGHT (LH)
F-07	(6)	REAR COMBINATION LIGHT (RH)			
F-08	(2)	WHEEL SPEED SENSOR (REAR: RH)			

NOTES